

The RAE-K and FEV-Z styles of thermostatic operators provide an effective use of pressure independent flow control with a non-electric control valve. By using the ABQM pressure independent control valve (PICV) proper flow is maintained to the emitter. With the thermostatic operator mounted to the valve, a cost effective method of control is used to maintain the room temperature.

The RAE-K thermostatic operators are a series of valve mounted non-electric operators that are capable of mounting to the ABQM valve body. These operators are an alternative to a motorized actuator providing a temperature regulating within the room either via built-in sensor or remote sensor.

The FEV-Z climate sensor is a proportional controller which opens or closes an AB-QM valve body as a function of the temperature deviation. The wall mounted non-electric operator can be applied in climate systems with i.e. ceiling-, floor- or radiator heating. The 6ft capillary tube allows the placement of the flush mounted setting/ sensing dial away from the valve body.

When selecting these thermostatic operators for an application, there is a limitation in the ability of the thermostatic operators to control the ABQM valve body. The thermostatic operator is limited to 30% of the maximum flow rate for the ABQM valve sizes of 1/2" to 3/4".

Ordering:

Code No.	Style	Description	Sensor	Capillary
013G5034	RAE-K	Valve mounted dial and sensor	Built-in	-
013G5036	RAE-K	Valve mounted dial with remote sensor	Remote	6.5ft (2m)
013G5458	FEV-Z	Combined remote mounted dial and sensor	Remote	26ft (8m)
003Z0248	-	Required spindle extension adapter when installing thermostatic operators onto ABQM, 5 pcs.		

Thermostatic operators used only with 1/2" & 3/4" ABQM valve bodies and limited to 30% of maximum flow rate

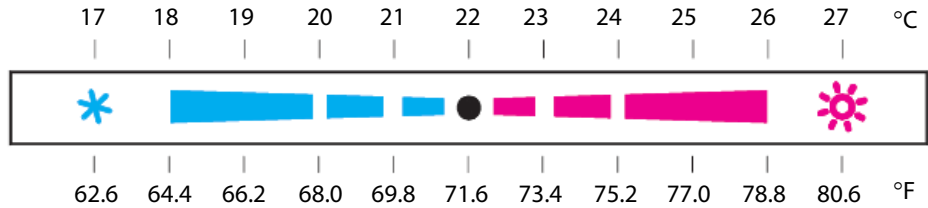
Setting Range:

Type	RAE-K	FEV-Z
Setting temperature range	46...82°F (8...28°C)	62...80°F (17...27°C)

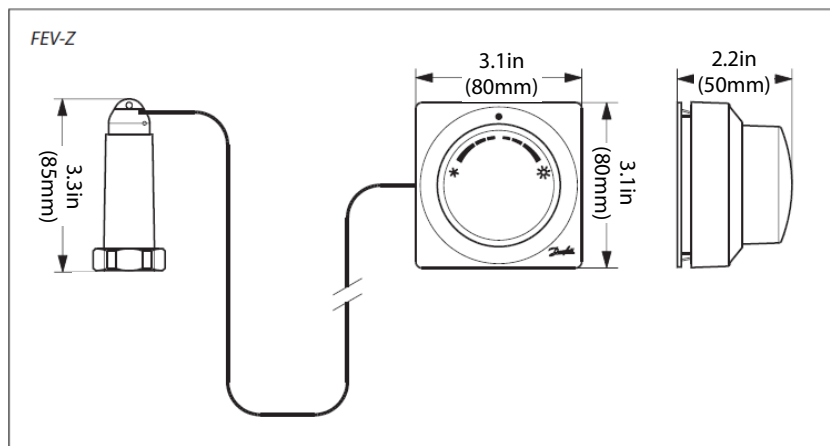
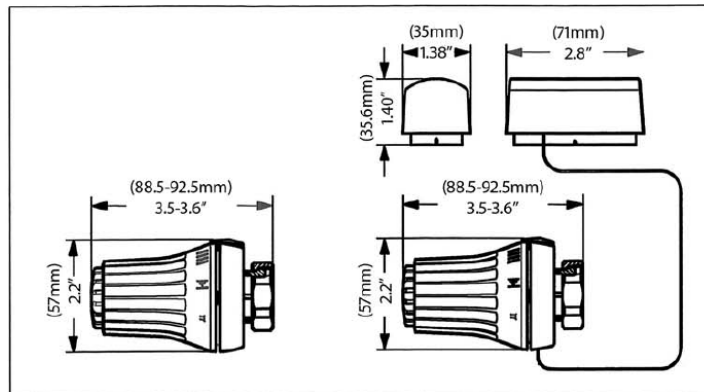
Temperature control with FEV-Z

The FEV-Z sensor has been developed for heating regulation of water-based systems. The FEV-Z sensor is based on the self-acting principle. The liquid-filled wall mounted sensor control the valves via capillary tube.

When the knob has been set in the middle position the valve will open at temperatures lower than 71°F (22°C). A setting in the red zone means the valve will open at a higher room temperature. A setting in the blue zone means the room temperature will be kept at a value lower then 71°F (22°C).



Dimensions:



Danfoss can accept no responsibility for possible errors in printed materials and reserves the right to alter its products without notice. All trademarks in this material are property of the respective companies. Danfoss and Danfoss logotype are trademarks of Danfoss A/S. All right reserved.



Head Office:
Danfoss Inc.
Mississauga, ON CANADA
Tel: 866-375-4822 Fax: 905.285.2055

USA Office:
Danfoss Inc.
Baltimore, MD USA
Tel: 866-375-4822 Fax: 443.512.0270

www.na.heating.danfoss.com